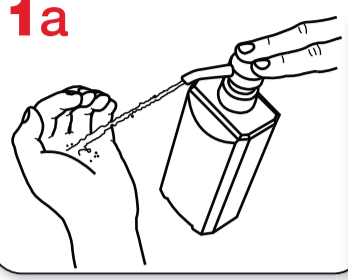


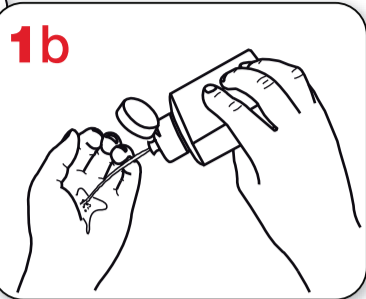
How to handrub? WITH ALCOHOL-BASED FORMULATION

How to handwash? WITH SOAP AND WATER

1a

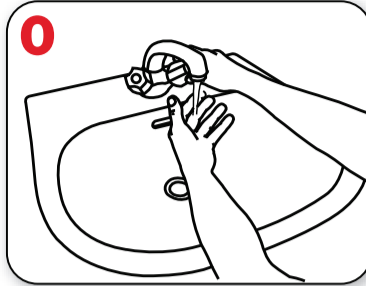


1b



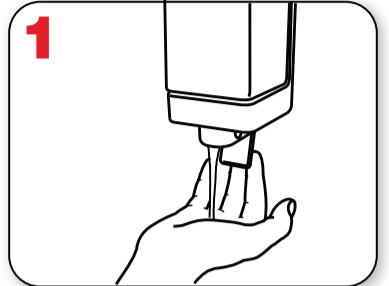
Apply a palmful of the product in a cupped hand and cover all surfaces.

0



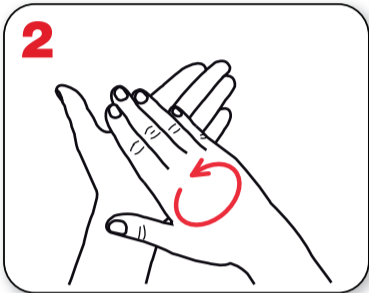
Wet hands with water

1



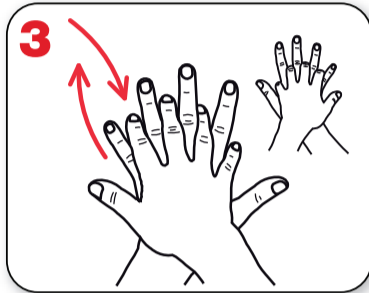
apply enough soap to cover all hand surfaces.

2



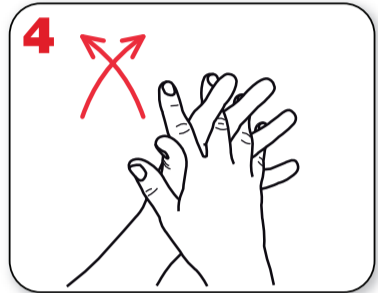
Rub hands palm to palm

3



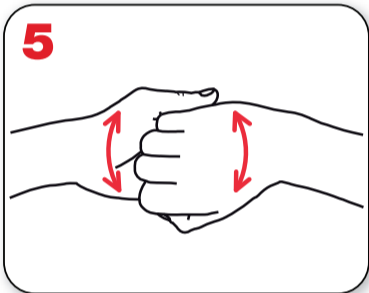
right palm over left dorsum with interlaced fingers and vice versa

4



palm to palm with fingers interlaced

5



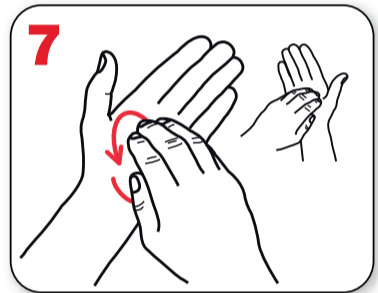
backs of fingers to opposing palms with fingers interlocked

6



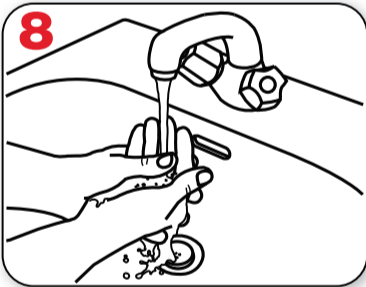
rotational rubbing of left thumb clasped in right palm and vice versa

7



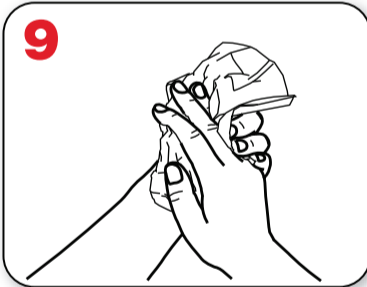
rotational rubbing, backwards and forwards with clasped fingers of right hand in left palm and vice versa

8



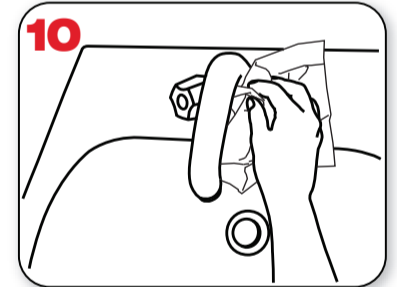
rinse hands with water

9



dry thoroughly with a single use towel

10

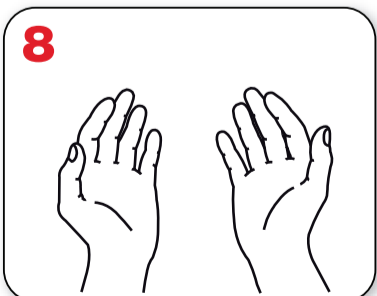


use towel to turn off faucet



20-30 sec

8

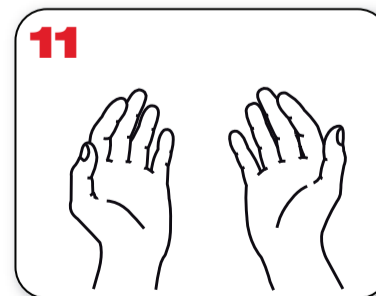


...once dry, your hands are safe.




40-60 sec

11



...and your hands are safe.



WHO acknowledges the Hôpitaux Universitaires de Genève (HUG), in particular the members of the Infection Control Programme, for their active participation in developing this material.

